

Spill Kits – Guidance on Contents

Please note that Health and Safety do not recommend supply companies, the following are suggestions of materials only. For preferred suppliers to QMUL see <http://qm-web.finance.qmul.ac.uk/purchasing/> and click on the 'suppliers' tab

Personal Protective Equipment

1: Tyvek suit (PPE Category III, with adequate resistance to laboratory hazardous chemicals and solvents)

2: Laboratory coat (Howie style for microbiological / chemical contamination)

3: Apron – resistant to solvents, disinfectants and/or corrosive substances

4: Safety goggles (to EN 166)

5: Visor with chin guard

(To BS EN 166 B with frame & lens standard - Medium-energy impact (up to 120m/s); 3 (frame only) - resistant to liquid droplets or splashes and where applicable - N - Anti-mist/resistant to fogging. Face PPE constructed of polycarbonate provides good impact and chemical resistance).

6: Gloves (PPE Category II or III and to BS EN 374 with appropriate resistance to the hazardous chemical / solvent or microbiological substance)

7: Closed shoes (with good grip and resistance to liquid ingress) – plus shoe covers

Wrap around hospital style gown, back fastening if contaminated clothing needs to be removed from affected person/s.

Disposable Respiratory Protective Equipment (RPE) – FFP3 standard *(user must have been prior face fitted to the type and model)* - **Only** to prevent inhalation of incidental particles during spill clean-up.




Isolating the spill

Cordoning off spill area – Traffic cones and hazard warning tape (black and yellow).

Emergency spill kit signs should be affixed to clearly sign where the spill kit is located.

Warning wet floor signs to denote the spillage area.



Biohazard and Chemical spill response kits

Biohazard spill kit

- 2 Shakers of Haz-Tab* Granules (for example) – *other effective disinfectants can be used*
- 1 tub of 100 Haz-Tab* tablets (for example)
- 1 Haz-Tab* Diluter (for example)
- 25 scoops and scrapers
- 25 paper towels
- 100 nitrile gloves (PPE Category II or III and to BS EN 374)
- 6 aprons
- Autoclave bags
- Yellow clinical waste bags
- 'Easy to follow' instruction card

*Active ingredient - NaDCC (Troclosene sodium) stable chlorine releasing agent



Mini chemical spill kit (for small scale spills – e.g. a broken winchester)

Quick response kit designed for smaller spills. Contains 10 pads and 2 x 8 cm by 1.2 m absorbent socks supplied in transparent plastic bag measuring approx. 50 cm x 50 cm x 10 cm with instructions. This sized kit will absorb approx. 15 litres.



**Chemical spill bucket (for medium scale spills – e.g. 2 -3 broken
Winchesters in a solvent cabinet)**

20 pads, 3 x 8 cm by 1.2 m socks, 2 x 30 cm by 35 cm cushion, bags & ties, gloves and goggles with instructions supplied in a durable container with a snap close lid. This sized kit will absorb approx. 30 litres.



Chemical spill kit bag (for larger scale spills – e.g. 25 litre drum)

Kit designed for small to medium spills, ideal for laboratories or stores. Contains 40 pads, 4 x 8 cm by 1.2 m socks, 1 x 8 cm by 3 m sock, 1 x 30 cm by 35 cm cushion, 1 x 35 cm by 45 cm cushion, gloves and goggles with instructions supplied in a waterproof zip top bag with carry handles. This sized kit will absorb approx. 60 litres.



Mobile Container Fuel / oil / acid spill kit

- 4 - 8cm Dia x 122cm L Socks
- 2 - 8cm Dia x 3m L Socks
- 4 - 31cm x 31cm Pillows
- 50 - 38cm x 51cm Heavyweight Pads
- 5 - 91cm x 152cm Disposal Bags & Ties
- 5 - Tamperproof Label
- 1 - Spill Kit Folder
- 1 - Spill Kit Chemical Compatibility Guide
- 1 - 48cm W x 97cm H x 55cm D 120L Wheeled Bin

This sized kit will absorb approx. 180 litres.



Mercury Spill clean up and decontamination kit

Can be used to absorb up to five mercury spills; waste container holds up to 250mL (4kg) of recovered mercury

Contains adsorbent alloy wool, cleanup tools, shatter-proof waste container, PPE and detailed instructions

Alloy adsorbent removes mercury from flat surfaces, as well as irregular surfaces like carpets and other fabrics



Spill kit items

Chemical spill absorbent socks, cushions and tear-off pads.

Socks: for the containment and absorption of hazardous and unknown liquid spills. Each sock absorbs 3 Litres.

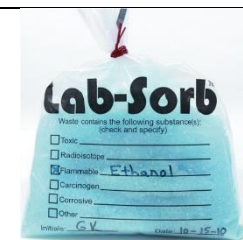
Cushions: can be used with drip pans or in conjunction with pads and socks for absorbing larger spills.



Tear-off pads: Wall mountable pack containing 10 perforated sheets ideal for siting near to areas posing potential hazard.



Absorbent materials / granules

Absorbent materials, such as cat litter or vermiculite, are relatively inexpensive and work well, although they are messy and some absorbent materials can release hazardous fumes with certain chemicals. Note that specific absorbents are required for chemicals such as hydrofluoric and concentrated sulphuric acids and mercury spillages.



Containers used for disposal	
<p>Eco Lock bins</p> <p>Plastic or glass jars (<i>check for chemical compatibility in advance</i>)</p>	
Other Equipment	
<p>Dust pan and brush (short and long handled)</p> <p>Mop and bucket</p> <p>Bunded trolley</p> <p>Long handled Tongs</p> <p>Long handled scoop</p>	
Further Information	
<p>QMUL Laboratory Emergency Spill Protocol (Chemical, solvent, biological) http://www.hsd.qmul.ac.uk/media/hsd/documents/standards-and-guidance/QMUL_HS_133-Laboratory-Chemical-Solvent-Biological-Spill_Emergency-Protocol_October-2017.docx</p> <p>Health and Safety Signage: http://www.hsd.qmul.ac.uk/a-z/safety-signage/</p>	

Decontamination: <http://www.hsd.qmul.ac.uk/a-z/decontamination/>

Personal Protective Equipment: <http://www.hsd.qmul.ac.uk/a-z/personal-protective-equipment-ppe- -rpe-/>

Procedure and Form for Laboratory Clearance: <http://www.hsd.qmul.ac.uk/a-z/laboratory-clearance/>

Laboratory Hazardous Waste Disposal: <http://www.hsd.qmul.ac.uk/a-z/hazardous-waste/>